

**Summer Reading List 2008-2009****Kindergarten Entering First Grade**

Dear Parents,

Students entering First Grade are **required** to participate in the S.C.S. Summer Reading Program. Your child is asked to read two books from the list below. Please set aside some quiet time to sit with your child and listen to them read. Spend some time reading to them also. They are so proud of their accomplishments in reading this year, and so are we. Help them along when necessary; but, sit back and listen how well they can read. Be sure to ask a few questions about the story to check their comprehension.

After reading the two books you have selected, please have your child fill out the attached book report for each book. They will be collected by their first grade teachers.

The first grade teachers look forward to working with you in August. Have a great summer vacation!

Sincerely,

The Kindergarten Teachers

<b>Title</b>	<b>Author</b>	<b>Reading Level</b>
Big Egg	Molly Coxe	2.5
Hot Dog	Molly Coxe	3
Jack and Jill and Big Dog Bill	Martha Weston	
Bob Books	Scholastic	Various
Short Vowel Phonics Readers		Various
Addie Meets Max		
Amanda and April	Joan Robbins	
Caps for Sale	Bonnie Pryor	
The Cat in the Hat	Esphr Slabodkina	2
I Can	Dr. Seuss	1
Emma's Pet	Susan Winter	
The Little Red Hen	David McPhail	
Small Pig	Paul Galdone	3.2
An Extraordinary Egg	Arnold Lobel	1
The Chick and the Duckling	Leo Lionni	
The Wolf's Chicken Stew	Keiko Kaza	2
Any Books by Joy Cowley or Jan Brett	Keiko Kaza	2

**Some books that you may wish to read with your child for enjoyment, particularly, if your child is interested in numbers or you would like to practice math concepts:**

Reese's Pieces: Count by Fives	
Math Counts: Sorting	Jerry Pallotta
100 School Days	Henry Pluckrose
The 100th Day of School	Anne Rockwell
Counting	Angela Shelf Madearis
Stay in Line	George Siede and Donna Preis
I Can Count 100 Bunnies and So Can You	Terry Slater
Math for All Seasons	Cyndy Szekeres
Any Stuart Murphy Books	Greg Tang

Please trace each letter and write once. Note: Begin at the dot labeled #1. Follow arrows and lift the pencil only at the next number. Some letters may need retracing along a previous line. Letters with only #1 will be completely formed before lifting the pencil off the page

Name \_\_\_\_\_

A a B b C c

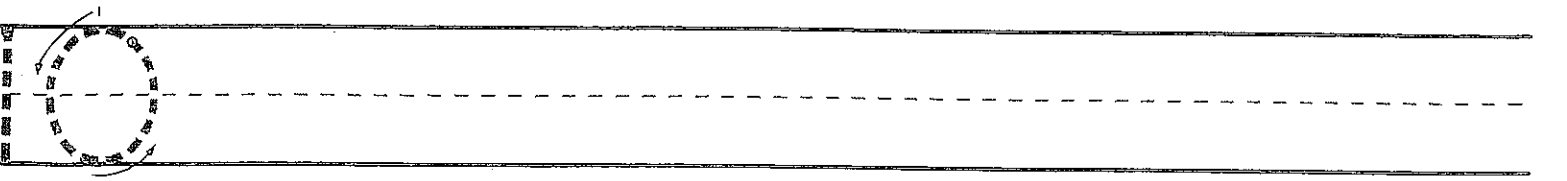
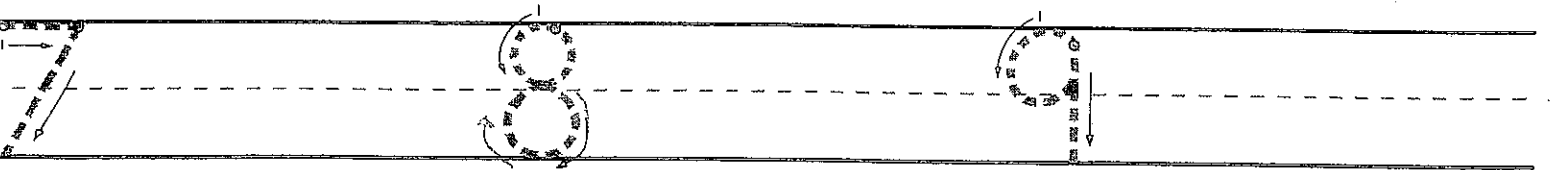
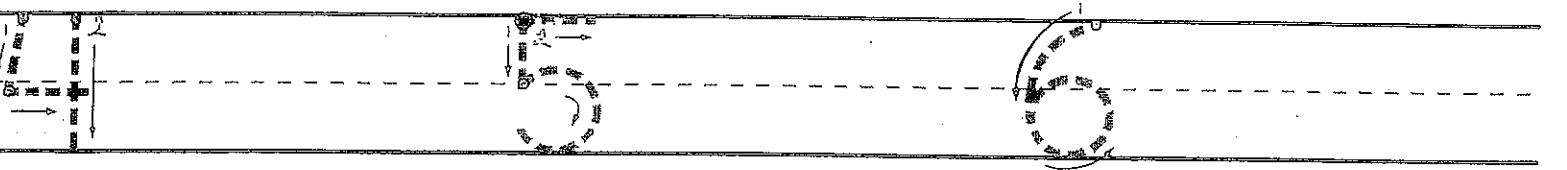
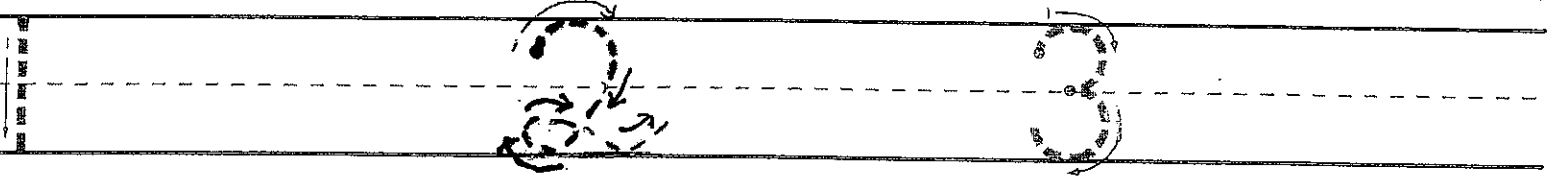
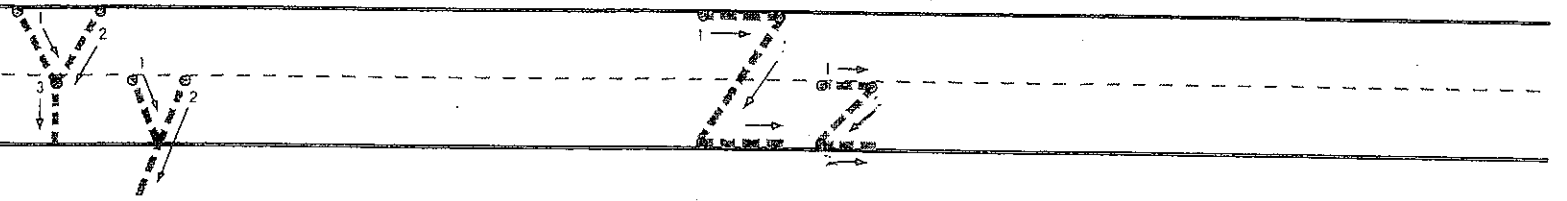
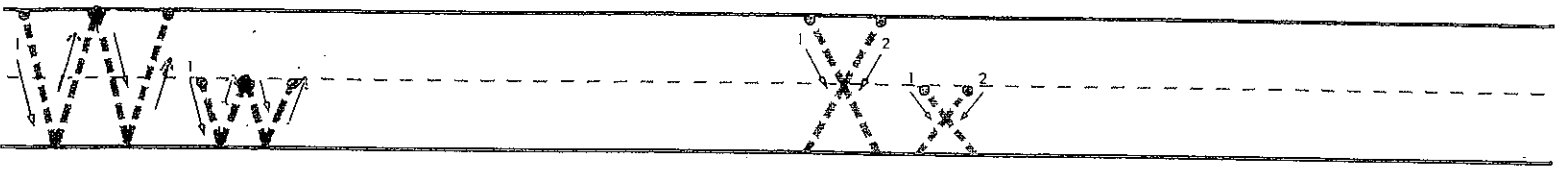
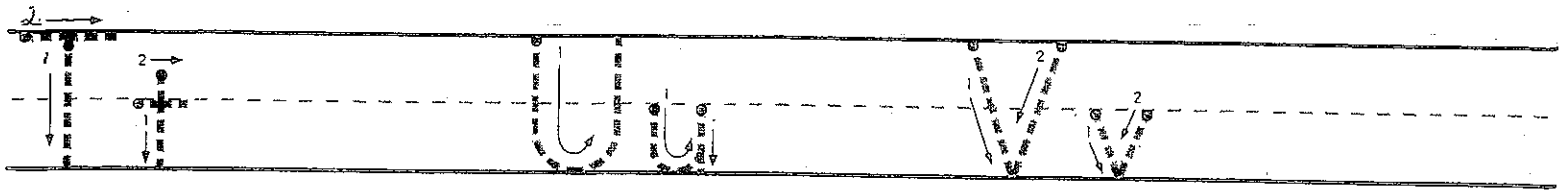
D d E e F f

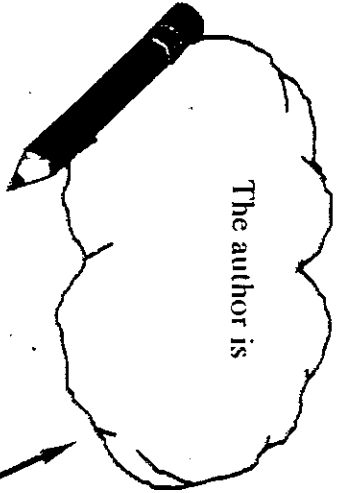
G g H h I i J j

K k L l M m N n


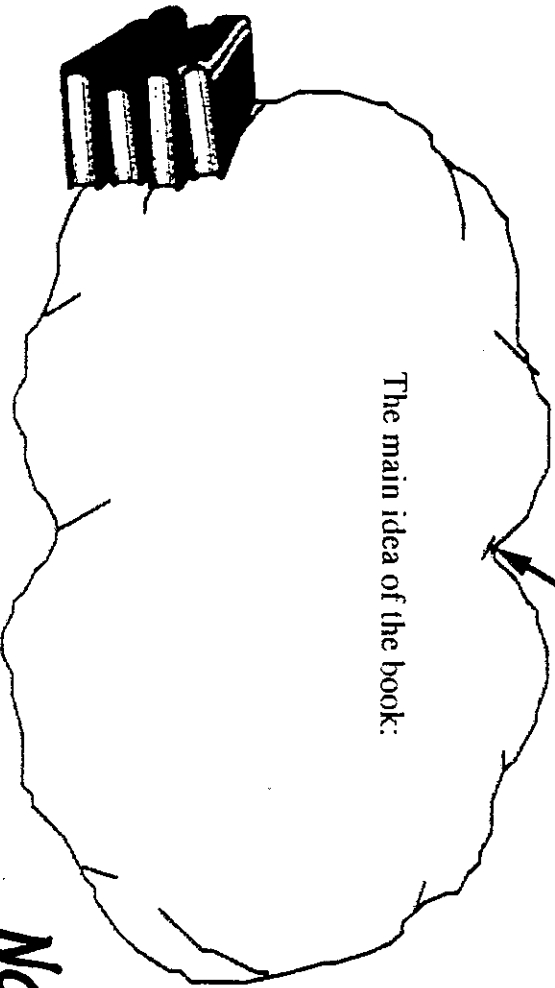

O o P p Q q R r

S s T t U u V v





The title of my book is



Name \_\_\_\_\_